

2022 OUTCOMES REPORT





Navigating Orthopaedic and Spine surgery without assistance can be overwhelming. Many people have friends and family members with variable outcomes after surgery and it can be difficult to make sense of these differences. The providers at Steamboat Orthopaedic and Spine Institute (SOSI) believe that total transparency in surgical outcomes is the patient's right. SOSI has been a leader in developing a national database to provide patients with transparency surrounding their surgical care. We collect data on patient satisfaction, pain, function and complication rates on all of our surgical patients with at least a 91% follow-up rate at one year. This means we track nearly all patients, and our statistics are a true reflection of surgical quality. This is information that we are proud to provide to patients and referring providers. The graphs included in this brochure demonstrate that patients have significant improvement in physical function, social participation and reduction in pain following surgery. Furthermore, over 92% of patients are completely satisfied with their outcome, exceeding the benchmark at elite medical centers. Lastly, we have made a significant effort to help patients achieve opioid independence following surgery. With our protocol we have had an unprecedented ability to help patients reach this goal.

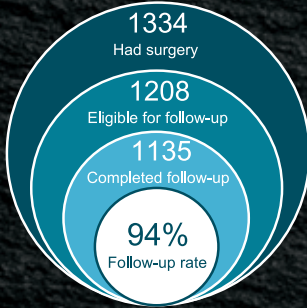
SOSI understands that not every patient is at the point of requiring surgery. This is why we utilize all non-operative options prior to considering surgical intervention. Many patients simply want to understand the source of their pain, and would like a thorough diagnostic evaluation, along with education, regarding their diagnosis and treatment options. We take the time to make sure patients understand their options.

Our team is honored and humbled to provide quality comprehensive orthopaedic and spine care for patients in Northern Colorado and Southern Wyoming. We are excited to provide subspecialized care in our state-of-the-art clinic, imaging and surgery center. There are few ailments that create more disability than musculoskeletal pain, and we are here to assist you. Please call 970-879-6663 or fax 970-871-1234 for appointments or referrals.

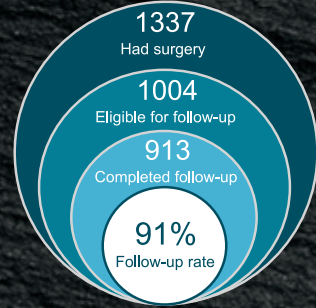
2022 OUTCOMES REPORT

SPINE DESCRIPTIVE - Patient Data Collected Since 2018

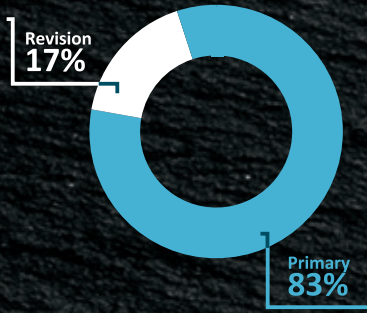
SPINE | 3 Month Follow-up Rate



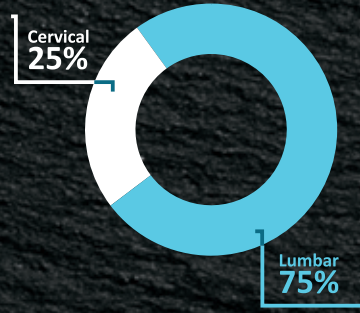
SPINE | 12 Month Follow-up Rate



SPINE | Primary and Revision Surgery

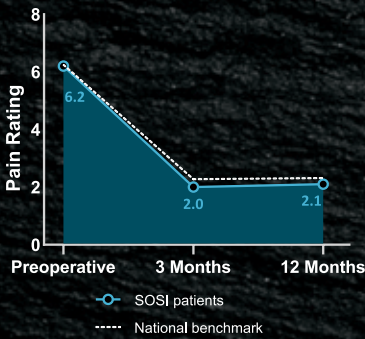


SPINE | Anatomical Region

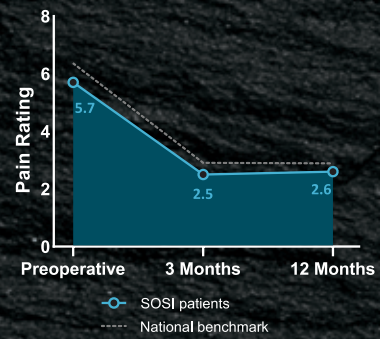


SPINE OUTCOMES

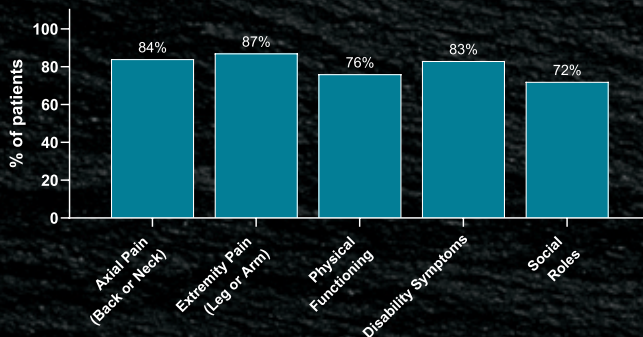
SPINE | Extremity Pain (Leg or Arm Pain)



SPINE | Axial Pain (Back or Neck Pain)

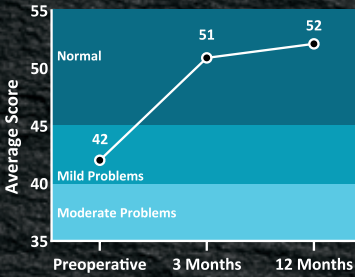


SPINE | Percent of Patients Achieving Clinically Meaningful Improvement After Surgery

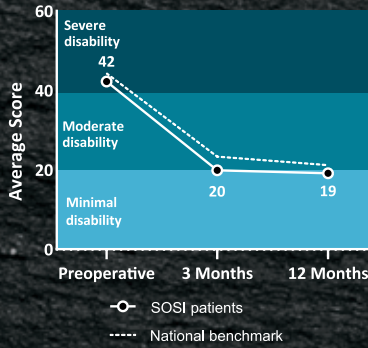


SPINE OUTCOMES

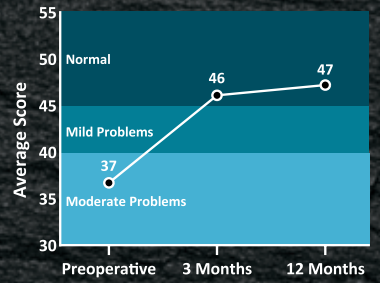
SPINE | Ability to Participate in Social Activities



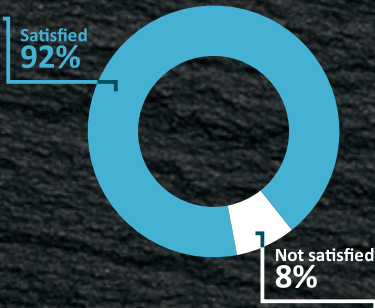
SPINE | Physical Disability (ODI/NDI)



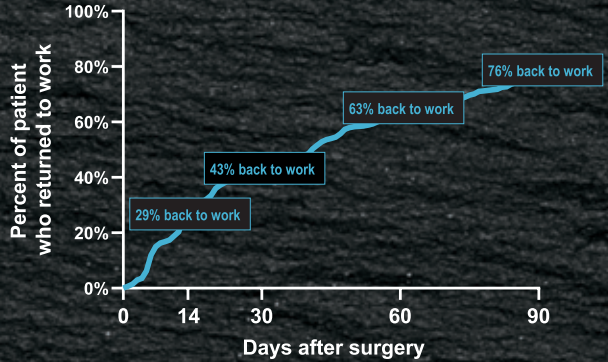
SPINE | Physical Performance



SPINE | Satisfaction with Surgery

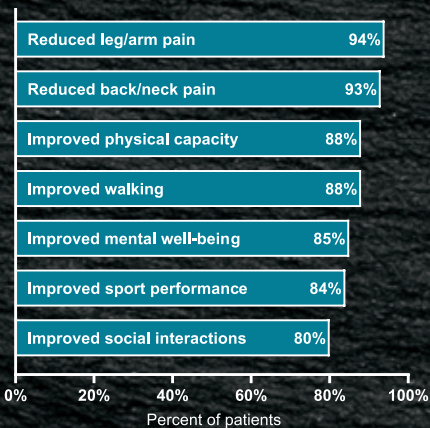


SPINE | How Soon do Patients Return to Work?

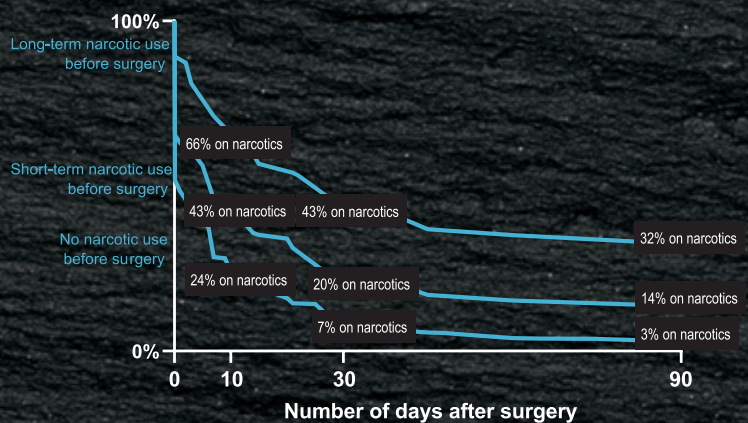


National Benchmark - 67% of patient return to work at 90 days

SPINE | Percent of Patients Reporting Their Expectations Were Met

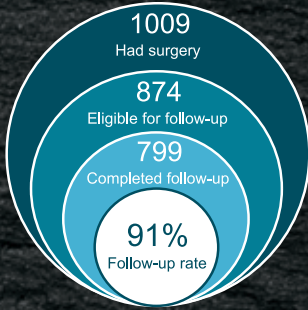


SPINE | What Percent of Patients are Taking Narcotic Pain Medicine After Surgery?

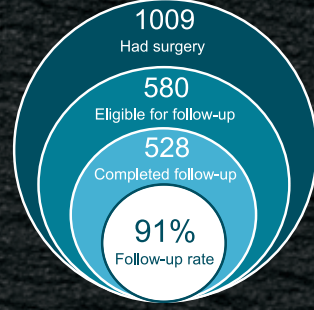


JOINT DESCRIPTIVE - Patient Data Collected Since 2019

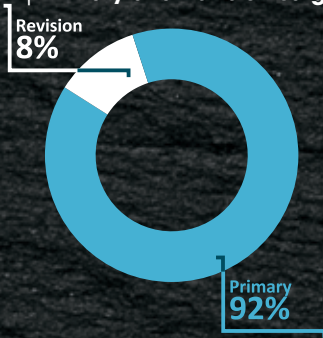
JOINT | 3 Month Follow-up Rate



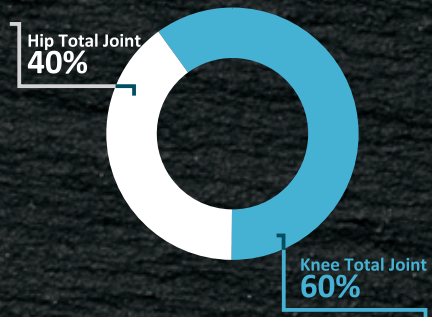
JOINT | 12 Month Follow-up Rate



JOINT | Primary and Revision Surgery

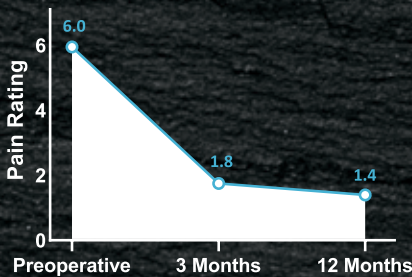


JOINT | Anatomical Region

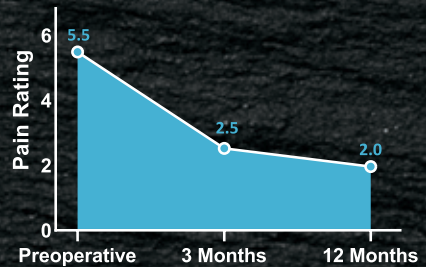


JOINT OUTCOMES

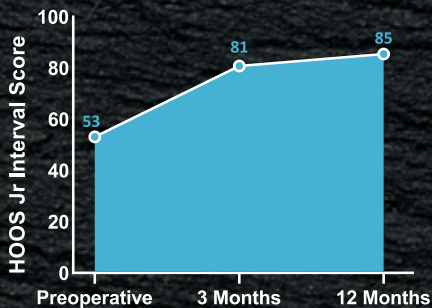
JOINT | Hip Pain



JOINT | Knee Pain

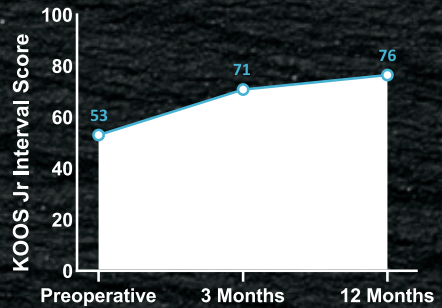


JOINT | Hip Score



Higher scores indicate patient is doing better

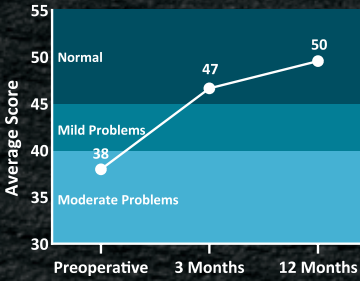
JOINT | Knee Score



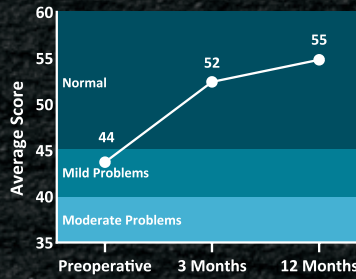
Higher scores indicate patient is doing better

JOINT OUTCOMES

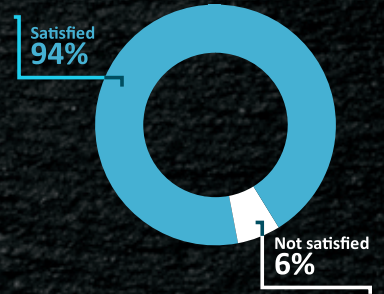
JOINT | Physical Performance



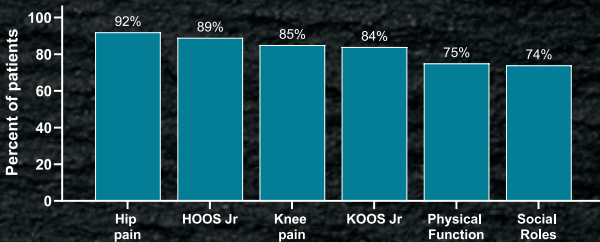
JOINT | Ability to Participate in Social Activities



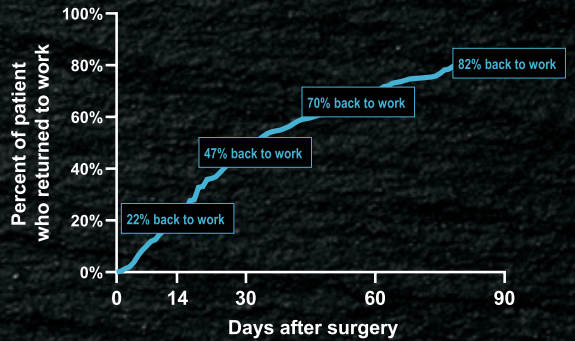
JOINT | Satisfaction with Surgery



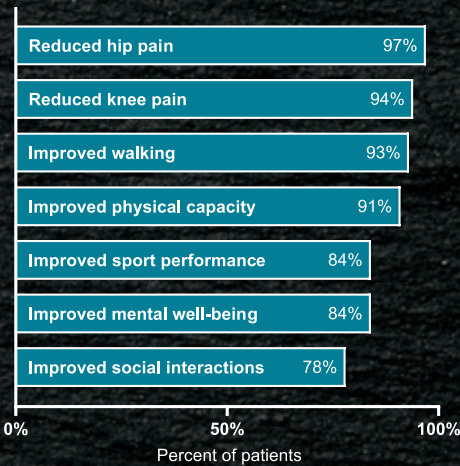
JOINT | Percent of Patients Achieving Clinically Meaningful Improvement After Surgery



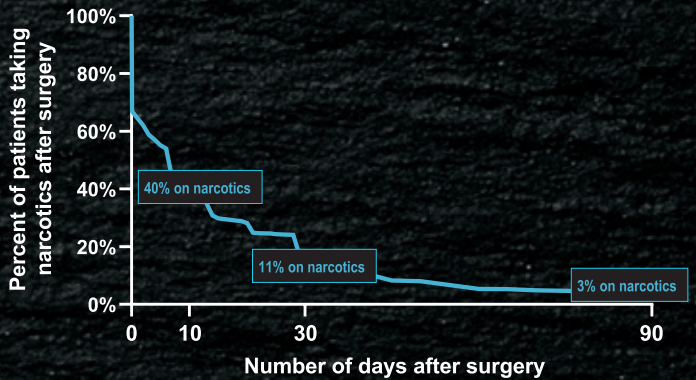
JOINT | How Soon Do Patients Return to Work?



JOINT | Percent of Patients Reporting Their Expectations Were Met



JOINT | What Percent of Patients are Taking Narcotic Pain Medicine After Surgery?



ANDREAS SAUERBREY, MD | ALEXANDER K. MEININGER, MD | PATRICK JOHNSTON, DO

ADAM WILSON, MD | ALEJANDRO MIRANDA, MD | WILLIAM HOWARTH, MD

DARIN ALLRED, MD | BRIAN SIEGEL, MD | J. ALEX SIELATYCKI, MD | TYSON SLOAN, DO

CALL TO MAKE AN APPOINTMENT

MAIN OFFICE: 705 Marketplace Plaza, Suite 200, Steamboat Springs, CO | 970.879.6663

750 Hospital Loop, Craig, CO | 970.826.2450

45 County Road 804, #201, Fraser, CO | 970.364.2070

17230 Jackson Creek Parkway, Suite 260, Monument, CO | 719.301.3010

4401 College Dr., Rock Springs, WY | 307.448.3220

807 South 3rd St., Laramie, WY | 970.879.6663



STATE-OF-THE-ART CLINIC, IMAGING AND SURGERY CENTER



705 Marketplace Plaza, Suite 200, Steamboat Springs, CO
970.879.6663 | www.steamboatortho.com | info@steamboatortho.com

